

PC



P300 Desktop PC Hard Drive

Performance that meets demands



6 4 3 2 1 500
TB TB TB TB TB GB

Color

- SATA** 3.5" SATA Hard Drive
- RPM** 7200 rpm /5400 rpm
-  64/128 MB buffer
-  Advanced Format


EMEA Region, Toshiba Storage Solutions – The 3.5-inch P300 Desktop PC Hard Drive delivers a high performance for professionals. With its dual-stage actuator, you can count on smooth, responsive computing. What's more, your data and media is secured with a ramp loading design, as well as a shock sensor. The P300 is available in capacities up to 6 TB.

Use for:

- Powerful desktop workstations
- All-in-one PCs
- Desktop PCs
- External enclosures
- Gaming computers

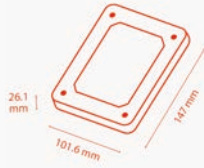


Manual

[Toshiba_Installation_and_Safety_20201013.pdf](#) 



Product Specifications



Basic Specifications

Form factor	3.5-inch
Interface	SATA 6.0 Gbit/s)
Advanced Format (AF)	Yes
RoHS compatible	Yes
Halogen Free	Yes
Shock Sensor	Yes
Recording Technology	CMR (500 GB- 3 TB): HDWD130EZSTA, HDWD130UZSVA, HDWD120EZSTA, HDWD120UZSVA, HDWD110EZSTA, HDWD110UZSVA HDWD105UZSVA, SMR (2 TB-6 TB): HDWD260UZSVA, HDWD240UZSVA, HDWD220UZSVA HDWD260EZSTA, HDWD240EZSTA

Performance

Rotational speed	5,400 rpm (2 TB - 6 TB SMR) 7,200 rpm (500 GB - 3 TB CMR)
Buffer size	128 MB (2 TB - 6 TB SMR), 64 MB (500 GB - 3 TB CMR)
Native Command Queing (NCQ)	supported

Reliability

Unrecoverable error rate	1 per 10E14 bits read
Load / Unload Cycle	600.000 (2TB - 6 TB SMR), 300.000 (500 GB - 3 TB CMR)

Power Management

Supply voltage	5VDC (±5%) / 12VDC (±10%)
Consumption - Read/Write	4.46 W typ. (6 TB), 4.11 W typ. (4 TB), 4.14 W typ. (2 TB SMR), 5.80 W typ. (2 TB CMR), 6.40 W typ. (500 GB, 1 TB, 3 TB)

Box Content

Box Content	3.5-inch internal HDD - P300 Desktop PC Hard Drive
--------------------	--

Physical

Weight (approx.)	680 g max. (6 TB), 650 g max. (4 TB), 700 g max. (3 TB, 2 TB CMR) 440 g max. (2 TB SMR) 450 g max. (500 GB, 1 TB)
Dimensions	147 (L) x 101.85 (W) x 26.1 (H) mm

Environmental

Acoustics (idle mode)	24 dB typ. (6 TB), 22 dB typ. (4 TB), 27 dB typ. (2 TB CMR, 3 TB), 21 dB typ. (2 TB SMR) 25 dB typ. (500 GB, 1 TB)
Shock (non-operating)	300 G (2 ms half sine) (2 TB CMR, 3 TB, 6 TB) 350 G (2 ms half sine) (500 GB, 1 TB, 2TB SMR, 4 TB)
Shock (operating)	70 G / 2 ms duration
Vibration (non-operating)	1.04 G (2 - 200 Hz) (500 GB - 3 TB CMR) 3.0 G (5 - 500Hz) (2 TB - 6 TB SMR)
Vibration (operating)	0.50 G (5 - 350 Hz) (2 TB - 6 TB SMR), 0.67 G (5 - 500 Hz) (500 GB - 3 TB CMR)
Temperature (operating / non-operating)	0 - 60° C / -40 - 65 °C (2 TB - 6 TB SMR), 0 - 65° C / -40 - 70 °C (500 GB - 3 TB CMR)

Product Range

Part number	Capacity	Color
HDWD260EZSTA (Retail)	6 TB	-
HDWD260UZSVA (Bulk)	6 TB	-
HDWD240EZSTA (Retail)	4 TB	-
HDWD240UZSVA (Bulk)	4 TB	-
HDWD130EZSTA (Retail)	3 TB	-
HDWD130UZSVA (Bulk)	3 TB	-
HDWD120EZSTA (Retail)	2 TB	-
HDWD120UZSVA (Bulk)	2 TB	-
HDWD220UZSVA (Bulk)	2 TB	-
HDWD110EZSTA (Retail)	1 TB	-
HDWD110UZSVA (Bulk)	1 TB	-
HDWD105EZSTA (Retail)	500 GB	-
HDWD105UZSVA (Bulk)	500 GB	-

Logistical Information:

Box dimensions	189.0 mm (H) x 136.0 mm (W) x 60.0 mm (D)
Box weight (gross)	825 g max. (2 TB CMR, 3 TB, 4 TB, 6 TB), 595 g max. (500 GB, 1 TB)
Master carton dimensions	255 x 147 x 212mm
Master carton weight (gross)	3554 g max. (2 TB CMR, 3 TB, 4 TB, 6 TB), 2634 g max. (500 GB, 1 TB)
Boxes per master carton	4 pcs
Pallet dimensions	1150 x 1150 x 130 mm
Pallet weight (net)	n/A
Units per pallet	400 pcs
Units per carton	20 pcs.
Carton dimensions	321 x 406 x 213 mm
Carton weight (gross)	16 kg (typ.) (2 TB - 6 TB), 11 kg (typ.) (500 GB, 1 TB)
Units per pallet	720 pcs.

Contact

Toshiba Electronics Europe GmbH

Hansaallee 181
40549 Düsseldorf
Germany