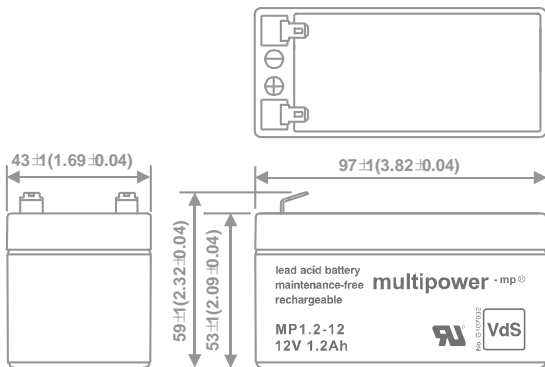
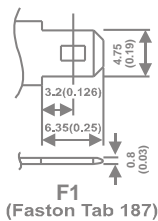


multipower - mp [®]

RECHARGEABLE SEALED LEAD ACID BATTERY

SPECIFICATION



MP1,2-12

Nominal Voltage (V) 12V

Nominal Capacity

20 hour rate	(0.06A to 10.50V)	1.20Ah
10 hour rate	(0.114A to 10.50V)	1.14Ah
5 hour rate	(0.204A to 10.20V)	1.02Ah
1 C	(1.2A to 9.60V)	0.68Ah
3 C	(3.6A to 9.60V)	0.48Ah

Weight Approx. 564g (1.27lbs)

Internal Resistance (at 1KHz) Approx. 75.4 mΩ

Maximum Discharge Current for

5 seconds: 18A

Charging Methods at 25°C (77°F)

Cycle use:	
Charging Voltage	14.70V to 14.80V
Coefficient	-5.0mV/°C/cell
Maximum Charging Current:	0.36A
Standby use:	
Float Charging Voltage	13.50V to 13.80V
Coefficient	-3.0mV/°C/cell

Operating Temperature Range

Charge	-15°C (5°F) to 40°C (104°F)
Discharge	-15°C (5°F) to 50°C (122°F)
Storage	-15°C (5°F) to 40°C (104°F)

Charge Retention (shelf life) at 20°C (68°F)

1 month	92%
3 month	90%
6 month	80%

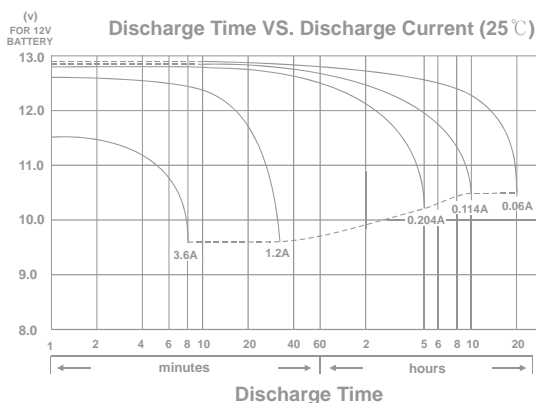
Case Material

(UL94 HB flame retardant case / cover)

ABS

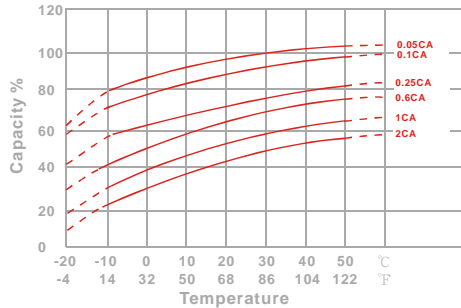
Terminal

F1 (Faston Tab 187)

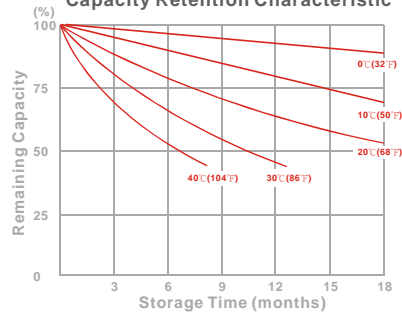


CHARACTERISTIC & PERFORMANCE DATA

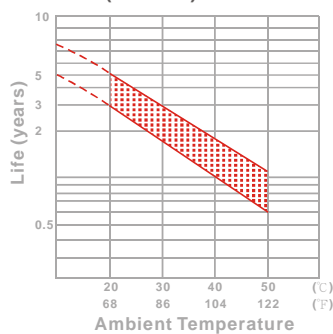
Effect of Temperature on Capacity 25°C (77°F)



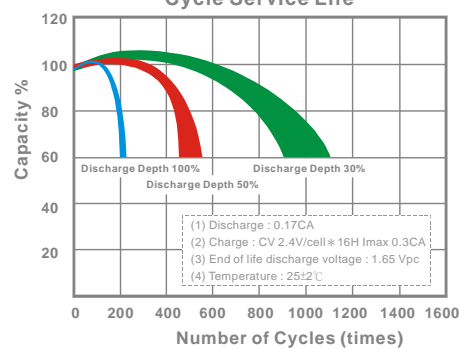
Capacity Retention Characteristic



Trickle (or float) Service Life



Cycle Service Life



- PERFORMANCE DATA

Discharge Rates in Watts to Various End Voltages at 25°C (77°F)

End Voltage		1.85V	1.80V	1.75V	1.70V	1.67V	1.65V	1.60V
Time								
5	min	43.1	46.9	49.6	51.9	52.8	53.9	55.7
10	min	27.7	30.0	31.8	33.1	33.5	34.0	34.6
15	min	21.9	23.2	24.3	25.2	25.5	25.9	26.3
30	min	12.9	13.5	13.9	14.2	14.3	14.5	14.7
60	min	7.91	8.35	8.59	8.80	8.88	8.98	9.10
120	min	4.48	4.85	5.08	5.25	5.32	5.40	5.49
180	min	3.20	3.44	3.61	3.74	3.80	3.87	3.94
240	min	2.61	2.82	2.97	3.08	3.12	3.17	3.22
300	min	2.52	2.65	2.74	2.81	2.83	2.86	2.89
600	min	1.32	1.40	1.46	1.50	1.51	1.53	1.55
1200	min	0.738	0.757	0.771	0.780	0.783	0.787	0.792

- Discharge Rates in Amperes to Various End Voltages at 25°C (77°F)

End Voltage		1.85V	1.80V	1.75V	1.70V	1.67V	1.65V	1.60V
Time								
5	min	3.49	4.11	4.57	4.94	5.09	5.26	5.51
10	min	2.12	2.43	2.63	2.81	2.88	2.96	3.11
15	min	1.71	1.95	2.09	2.20	2.24	2.29	2.35
30	min	0.931	1.06	1.17	1.24	1.26	1.29	1.32
60	min	0.680	0.716	0.735	0.759	0.765	0.772	0.779
120	min	0.392	0.415	0.429	0.440	0.444	0.449	0.456
180	min	0.272	0.291	0.302	0.311	0.314	0.318	0.324
240	min	0.223	0.238	0.247	0.254	0.257	0.260	0.264
300	min	0.207	0.219	0.226	0.231	0.233	0.236	0.238
600	min	0.112	0.117	0.121	0.124	0.125	0.126	0.127
1200	min	0.0615	0.0624	0.0631	0.0637	0.0639	0.0642	0.0646

All data on the spec. sheet is an average value:

The tolerance range : $X < 6\text{min}$ (+15%~-15%), $6\text{min} \leq X < 10\text{min}$ (+12%~-12%), $10\text{min} \leq X < 60\text{min}$ (+8%~-8%), $X \geq 60\text{min}$ (+5%~-5%)