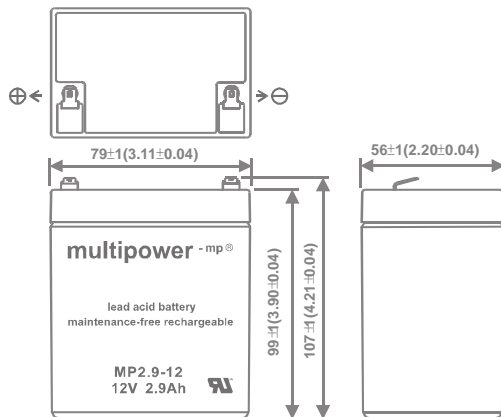
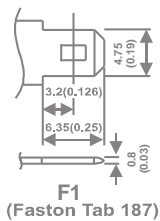


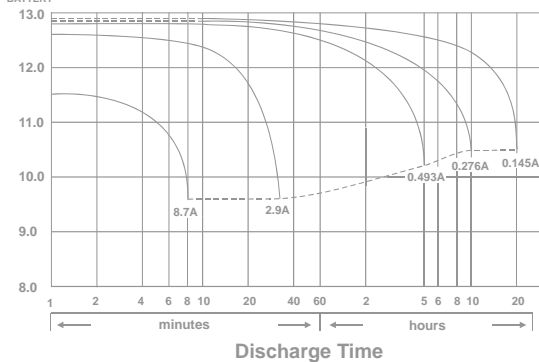
multipower - mp[®]

RECHARGEABLE SEALED LEAD ACID BATTERY

SPECIFICATION



(V) FOR 12V BATTERY
Discharge Time VS. Discharge Current (25°C)



MP2,9-12

Nominal Voltage (V) 12V

Nominal Capacity

20 hour rate	(0.145A to 10.50V)	2.90Ah
10 hour rate	(0.276A to 10.50V)	2.75Ah
5 hour rate	(0.493A to 10.20V)	2.46Ah
1 C	(2.9A to 9.60V)	1.64Ah
3 C	(8.7A to 9.60V)	1.16Ah

Weight Approx. 1.19kg (2.62lbs)

Internal Resistance (at 1KHz) Approx. 33 mΩ

Maximum Discharge Current for

5 seconds: 43.5A

Charging Methods at 25°C (77°F)

Cycle use:

Charging Voltage 14.70V to 14.80V

Coefficient -5.0mV/°C/cell

Maximum Charging Current: 0.87A

Standby use:

Float Charging Voltage 13.50V to 13.80V

Coefficient -3.0mV/°C/cell

Operating Temperature Range

Charge -15°C (5°F) to 40°C (104°F)

Discharge -15°C (5°F) to 50°C (122°F)

Storage -15°C (5°F) to 40°C (104°F)

Charge Retention (shelf life) at 20°C (68°F)

1 month 92%

3 month 90%

6 month 80%

Case Material

(UL94 HB flame retardant case / cover)

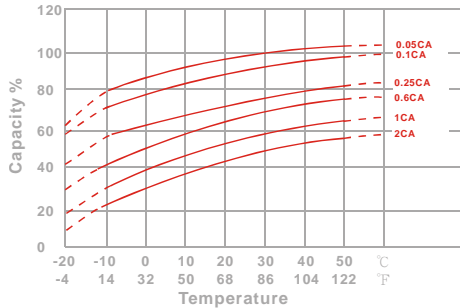
ABS

Terminal

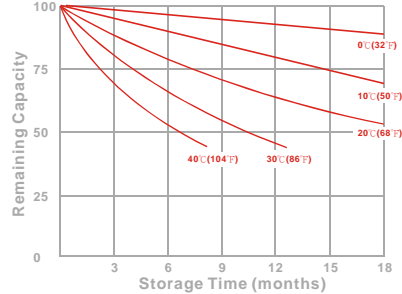
F1 (Faston Tab 187)

CHARACTERISTIC & PERFORMANCE DATA

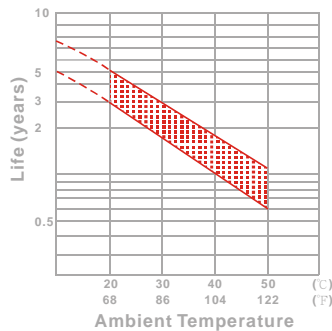
Effect of Temperature on Capacity 25°C (77°F)



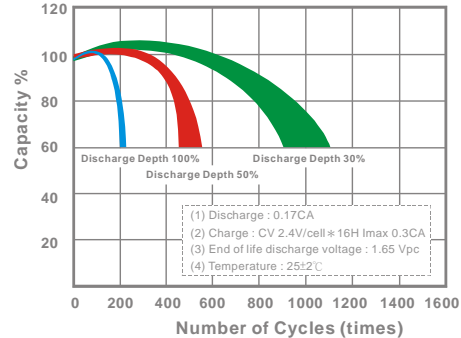
Capacity Retention Characteristic



Trickle (or float) Service Life



Cycle Service Life



- PERFORMANCE DATA

Discharge Rates in Watts to Various End Voltages at 25°C (77°F)

End Voltage		1.85V	1.80V	1.75V	1.70V	1.67V	1.65V	1.60V
5	min	87.8	100	109	115	117	120	124
10	min	65.9	75.3	79.5	82.7	83.9	85.3	87.5
15	min	51.2	57.6	59.9	61.4	62.0	62.7	63.6
30	min	30.4	32.7	33.8	34.7	35.0	35.4	35.9
60	min	18.8	19.9	20.8	21.5	21.7	22.0	22.3
120	min	11.2	12.0	12.4	12.7	12.9	13.0	13.2
180	min	8.16	8.93	9.14	9.29	9.35	9.42	9.51
240	min	6.51	7.09	7.26	7.39	7.44	7.50	7.58
300	min	5.39	5.86	6.05	6.22	6.29	6.35	6.41
600	min	3.12	3.34	3.43	3.50	3.52	3.55	3.58
1200	min	1.71	1.78	1.82	1.85	1.86	1.87	1.88

- Discharge Rates in Amperes to Various End Voltages at 25°C (77°F)

End Voltage		1.85V	1.80V	1.75V	1.70V	1.67V	1.65V	1.60V
5	min	11.0	11.3	11.5	11.7	11.9	12.0	12.3
10	min	6.47	7.16	7.39	7.58	7.65	7.74	7.86
15	min	5.04	5.30	5.42	5.53	5.57	5.62	5.68
30	min	2.87	3.02	3.09	3.15	3.17	3.20	3.24
60	min	1.67	1.78	1.83	1.86	1.87	1.89	1.91
120	min	0.921	0.984	1.018	1.049	1.062	1.079	1.102
180	min	0.647	0.701	0.726	0.748	0.757	0.767	0.782
240	min	0.521	0.559	0.582	0.601	0.607	0.615	0.623
300	min	0.474	0.493	0.506	0.515	0.519	0.524	0.529
600	min	0.268	0.277	0.283	0.288	0.289	0.291	0.293
1200	min	0.142	0.146	0.149	0.151	0.152	0.153	0.154

All data on the spec. sheet is an average value:

The tolerance range : $X < 6\text{min}$ (+15%~-15%), $6\text{min} \leq X < 10\text{min}$ (+12%~-12%), $10\text{min} \leq X < 60\text{min}$ (+8%~-8%), $X \geq 60\text{min}$ (+5%~-5%)